









KaseX Symbols Legend

Kase X Symbols

Symbol	Name	Technical	Discretionary Action
	Pierced Dart	Momentum Signal + First Entry	Stop and or Reverse
	Yellow Dart	First Entry Signal	Begin to consider entering a trade
	Dart (Unfiltered)	Confirmed Entry Signal (Unfiltered)	Enter trade
	Dart (Filtered)	Confirmed Entry Signal (Filtered)	Enter trade
	Hollow Arrow	Weak Momentum Signal	Tighten stops
	Gray Arrow	Oversold/Overbought Momentum Signal	Tighten stops, take profit, or exit
	Colored Arrow	Momentum Divergence	Full or partial exit and tighten stops
	Stops	Statistically Significant Stop Levels	Used for exits and managing risk

Kase X Variables

Variable Name	Default Setting	Setting Range	Description
Entry Filter	1	0 to 2	Filter entries with longer bar length
Entry Setting	2	0 to 3	Entry sensitivity
Momentum Sensitivity	3	0 to 4	Exit sensitivity
Stop Flip	1	1 to 2	Moving averages used for stop flip from long to short
Stop Setting	3	1 to 4	Stop sensitivity
Stops	Last_Ten	Last_Ten, All, Off	How many stops to display on chart